

SECURITIES AND EXCHANGE COMMISSION
Washington, D.C. 20549

FORM 8-K

Current Report

Pursuant to Section 13 or 15(d) of the
Securities Exchange Act of 1934

Date of Report (Date of earliest event reported): September 11, 2009

Commission File Number	Registrant, State of Incorporation, Address and Telephone Number	I.R.S. Employer Identification Number
001-32206	GREAT PLAINS ENERGY INCORPORATED (A Missouri Corporation) 1201 Walnut Street Kansas City, Missouri 64106 (816) 556-2200 NOT APPLICABLE (Former name or former address, if changed since last report)	43-1916803
000-51873	KANSAS CITY POWER & LIGHT COMPANY (A Missouri Corporation) 1201 Walnut Street Kansas City, Missouri 64106 (816) 556-2200 NOT APPLICABLE (Former name or former address, if changed since last report)	44-0308720

Check the appropriate box below if the Form 8-K filing is intended to simultaneously satisfy the filing obligation of the registrant under any of the following provisions:

- Written communications pursuant to Rule 425 under the Securities Act (17 CFR 230.425)
 - Soliciting material pursuant to Rule 14a-12 under the Exchange Act (17 CFR 240.14a-12)
 - Pre-commencement communications pursuant to Rule 14d-2(b) under the Exchange Act (17 CFR 240.14d-2(b))
 - Pre-commencement communications pursuant to Rule 13e-4(c) under the Exchange Act (17 CFR 240.13e-4(c))
-

This combined Current Report on Form 8-K is being furnished by Great Plains Energy Incorporated (Great Plains Energy) and Kansas City Power & Light Company (KCP&L). KCP&L is a wholly owned subsidiary of Great Plains Energy and represents a significant portion of its assets, liabilities, revenues, expenses and operations. Thus, all information contained in this report relates to, and is furnished by, Great Plains Energy. Information that is specifically identified in this report as relating solely to Great Plains Energy, such as its financial statements and all information relating to Great Plains Energy's other operations, businesses and subsidiaries, including KCP&L Greater Missouri Operations Company (GMO) does not relate to, and is not furnished by, KCP&L. KCP&L makes no representation as to that information. Neither Great Plains Energy nor GMO has any obligation in respect of KCP&L's debt securities and holders of such securities should not consider Great Plains Energy's or GMO's financial resources or results of operations in making a decision with respect to KCP&L's debt securities. Similarly, KCP&L has no obligation in respect of securities of Great Plains Energy or GMO.

Item 7.01 Regulation FD Disclosure

Commencing on September 14, 2009, Great Plains Energy will participate in meetings with investors. A copy of the investor handout to be used in such meetings is attached as Exhibit 99.1 hereto. The investor handout contains information regarding KCP&L. Accordingly, information in the investor handout relating to KCP&L is also being furnished on behalf of KCP&L.

The information under Item 7.01 and in Exhibit 99.1 hereto is being furnished and shall not be deemed filed for the purpose of Section 18 of the Securities Exchange Act of 1934, as amended. The information under Item 7.01 and Exhibit 99.1 hereto shall not be incorporated by reference into any registration statement or other document pursuant to the Securities Act of 1933, as amended, unless otherwise indicated in such registration statement or other document.

Item 9.01 Financial Statements and Exhibits

(d) Exhibits

99.1 Investor handout (furnished and not deemed filed for the purpose of Section 18 of the Securities Exchange Act of 1934, as amended).

SIGNATURES

Pursuant to the requirements of the Securities Exchange Act of 1934, the registrant has duly caused this report to be signed on its behalf by the undersigned hereunto duly authorized.

GREAT PLAINS ENERGY INCORPORATED

/s/ Michael W. Cline
Michael W. Cline
Vice President – Investor Relations and Treasurer

KANSAS CITY POWER & LIGHT COMPANY

/s/ Michael W. Cline
Michael W. Cline
Vice President – Investor Relations and Treasurer

Date: September 11, 2009.

Exhibit Index

Exhibit Title
No.

99.1 Investor handout (furnished and not deemed filed for the purpose of Section 18 of the Securities Exchange Act of 1934, as amended).

Great Plains Energy

Investor Meetings September 2009



Michael Cline
Vice President - Investor Relations & Treasurer
816-556-2622
michael.cline@kcpl.com

Ellen Fairchild
Director Investor Relations
816-556-2083
ellen.fairchild@kcpl.com

Forward Looking Statement

Statements made in this presentation that are not based on historical facts are forward-looking, may involve risks and uncertainties, and are intended to be as of the date when made. Forward-looking statements include, but are not limited to, the outcome of regulatory proceedings, cost estimates of the Comprehensive Energy Plan and other matters affecting future operations. In connection with the safe harbor provisions of the Private Securities Litigation Reform Act of 1995, the registrants are providing a number of important factors that could cause actual results to differ materially from the provided forward-looking information. These important factors include: future economic conditions in regional, national and international markets and their effects on sales, prices and costs, including, but not limited to, possible further deterioration in economic conditions and the timing and extent of any economic recovery; prices and availability of electricity in regional and national wholesale markets; market perception of the energy industry, Great Plains Energy, KCP&L and GMO; changes in business strategy, operations or development plans; effects of current or proposed state and federal legislative and regulatory actions or developments, including, but not limited to, deregulation, re-regulation and restructuring of the electric utility industry; decisions of regulators regarding rates KCP&L and GMO can charge for electricity; adverse changes in applicable laws, regulations, rules, principles or practices governing tax, accounting and environmental matters including, but not limited to, air and water quality; financial market conditions and performance including, but not limited to, changes in interest rates and credit spreads and in availability and cost of capital and the effects on nuclear decommissioning trust and pension plan assets and costs; credit ratings; inflation rates; effectiveness of risk management policies and procedures and the ability of counterparties to satisfy their contractual commitments; impact of terrorist acts; increased competition including, but not limited to, retail choice in the electric utility industry and the entry of new competitors; ability to carry out marketing and sales plans; weather conditions including, but not limited to, weather-related damage and their effects on sales, prices and costs; cost, availability, quality and deliverability of fuel; ability to achieve generation planning goals and the occurrence and duration of planned and unplanned generation outages; delays in the anticipated in-service dates and cost increases of additional generating capacity and environmental projects; nuclear operations; workforce risks, including, but not limited to, retirement compensation and benefits costs; the ability to successfully integrate KCP&L and GMO operations and the timing and amount of resulting synergy savings; and other risks and uncertainties.

This list of factors is not all-inclusive because it is not possible to predict all factors. Other risk factors are detailed from time to time in Great Plains Energy's and KCP&L's most recent quarterly report on Form 10-Q or annual report on Form 10-K filed with the Securities and Exchange Commission. Any forward-looking statement speaks only as of the date on which such statement is made. Great Plains Energy and KCP&L undertake no obligation to publicly update or revise any forward-looking statement, whether as a result of new information, future events or otherwise.



Great Plains Energy Overview

100% Regulated Electric Utility Operations Focus

- Strong Midwest electric utilities focused on regulated operations in Missouri and Kansas
- Diversified customer base includes 820,000 residential, commercial, and industrial customers
- ~6,000 Megawatts of generation capacity
- Low-cost generation mix - projected 76% coal, 17% nuclear (Wolf Creek) in 2009

Attractive Platform for Long-Term Earnings Growth

- Significant projected rate base growth from \$3.6bn in 2008 to \$6.8bn in 2012 - 15% CAGR
- Growth and stability in earnings driven by sizable regulated investments as part of the Comprehensive Energy Plan ("CEP")
 - Wind and environmental retrofit components of CEP in place; Iatan 2 baseload coal plant targeted for completion in late summer 2010
- Anticipated growth beyond 2010 driven by additional environmental capex and wind

Focused Regulatory Approach

- Successful outcomes in 2006, 2007 and 2008 rate cases in Missouri and Kansas
- Combined annual rate increases from 2008 cases of \$59mm in Kansas and \$159mm in Missouri; new rates effective August 1st in Kansas and September 1st in Missouri

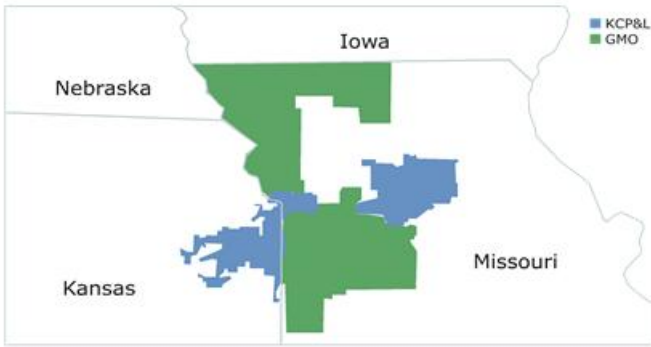
Stable and Improving Financial Position

- Cash flow and earnings heavily driven by regulated operations and cost recovery mechanisms
- Ample liquidity currently available under \$1.5bn credit facilities
- Sustainable dividend and pay-out, right-sized to fund growth and to preserve liquidity
- Committed to maintaining current investment grade credit ratings



Regulated Electric Utility Operations

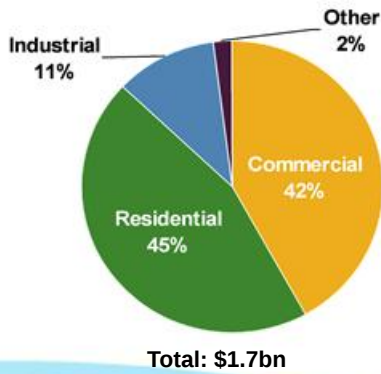
Service Territories: KCP&L and GMO



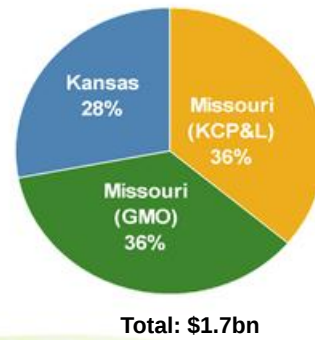
Business Highlights

- Solid Midwest electric utility - KCP&L brand
- Transformational events in 2008 to focus business model on fully regulated utility operations
 - Sale of Strategic Energy
 - Acquisition of Aquila
- Company attributes post-acquisition
 - 800,000+ customers / 3,200+ employees
 - ~6,000 MW of primarily low-cost baseload generation
 - 5-year projected synergies of \$695 million
 - ~\$7.9bn in assets and \$3.6bn in rate base at 2008YE

Pro Forma 2008 Revenue by Customer Segment



Pro Forma 2008 Revenue by Utility Jurisdiction



Strong Track Record of Execution

Comprehensive Energy Plan

	Project description	Comments
Wind	100 MW plant in Spearville, KS Began construction in 2005	<ul style="list-style-type: none"> ü Completed in Q3 2006 ü In rate base from 1/1/2007 ü No regulatory disallowance
LaCygne Environmental	Selective Catalytic Reduction (SCR) unit at LaCygne 1 plant	<ul style="list-style-type: none"> ü Completed in Q2 2007 ü In rate base from 1/1/2008 ü No regulatory disallowance
Iatan 1 Environmental	Air Quality Control System at Iatan 1 coal plant	<ul style="list-style-type: none"> ü Completed in Q2 2009 ü In rate base starting 3Q 2009 (KS 08/1 & MO 9/1) ü No regulatory disallowance in 2009 MO case; minimal exposure in 2010 MO case
Iatan 2	Construction of Iatan 2 super-critical coal plant (850 MW; 73% GXP ownership share) ¹	<ul style="list-style-type: none"> ü On track for completion late summer 2010 ü Expected in rate base Q4 2010 / 1Q 2011

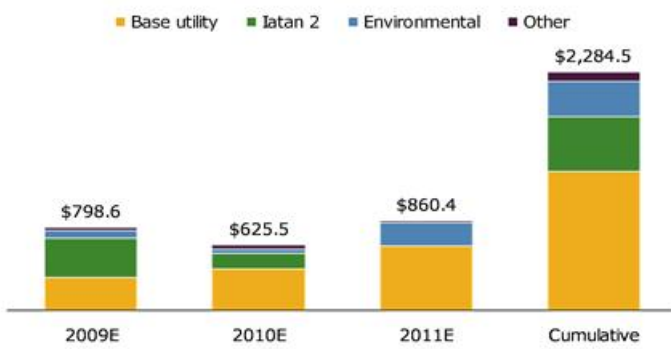
Great Plains Energy has effectively executed all elements of its Comprehensive Energy Plan to date and received positive, just, and reasonable regulatory treatment

¹ Includes post-combustion environmental technologies including an SCR system, wet flue gas desulfurization system and fabric filter to control emissions



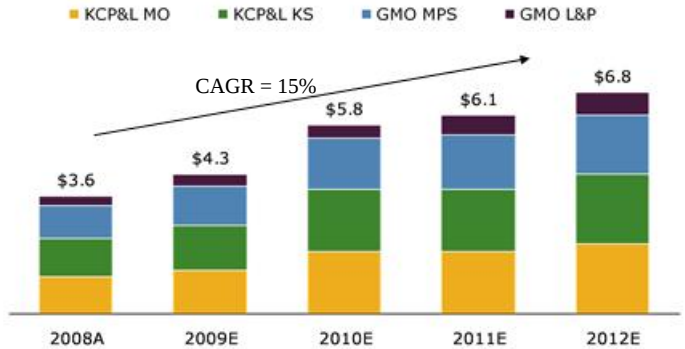
Attractive Platform for Long-Term Growth

CapEx breakdown (2009E-2011E) (\$mm)



Note: As of 10-K, 12/31/2008

Reinvesting in the business and growing rate base (\$bn)



Note: Iatan 2 assumed in rate base 4Q 2010

Path to future growth

- Rate base expected to grow at a 15% CAGR from 2008 to 2012
- Comprehensive Energy Plan (base load generation and environmental projects)
 - 100 MW wind completed in Q3 2006 - in rate base 1/1/07
 - Selective Catalytic Reduction (SCR) at LaCygne 1 coal plant completed in 2007 - in rate base 1/1/08
 - Air Quality Control System (AQCS) installed at Iatan 1 coal plant in 2009 - in rate base 3Q09
 - Iatan 2 coal plant scheduled for completion late summer 2010 - expected to be included in rate base 4Q10 / 1Q11
- Non-CEP rate base additions
 - GMO - Jeffrey and Sibley 3 environmental
 - KCP&L - environmental at LaCygne 1 / LaCygne 2 / Montrose, additional wind (all beyond 2011)
- Diligent focus on managing regulatory relationships and process



Operational Overview



Operations Highlights - 2009 First Half

- Iatan 2 reforecast completed; construction continues on budget and on schedule
 - Ø No change in top end of previously-disclosed cost range
 - Ø Planned completion on-track for late summer 2010
- Iatan 1 and Sibley 3 environmental projects completed, settlements approved in five rate cases
- Improved KCP&L coal plant performance, excluding Iatan 1, in first half 2009 compared to first half of both 2007 and 2008
- On track to exceed original overall GMO acquisition synergy target
- Achieved Tier 1 customer satisfaction ranking

Iatan 2 Estimate Range

(in \$ millions)

	<u>Total Project (850 MW)</u>		<u>GPE Share (618 MW)</u>	
	Low	High	Low	High
<u>Current</u>				
Estimated Cost of Iatan 2 ¹	\$ 1,587	\$ 1,652	\$ 1,153	\$ 1,201
<u>Previous</u>				
Estimated Cost of Iatan 2 ¹	\$ 1,548 ²	\$ 1,652 ²	\$ 1,125	\$ 1,201
Increase / (Decrease)	\$ 39	\$ -	\$ 28	\$ -

¹Excluding Allowance for Funds Used During Construction ("AFUDC") and common plant originally budgeted with Iatan 2

²Total project not disclosed in 2008 10-K; derived from KCP&L and Great Plains Energy disclosed amounts



Focused Regulatory Approach

Company	2008 rate cases							
	Last Allowed ROE	Effective Date of Last Allowed ROE	ROE requested ¹	Requested	Stipulated / settled revenue increase	Tariff implementation	RPS ²	Fuel Clause?
GMO-MPS	10.25%	6/1/07	11.55%	\$66mm	\$48mm	9/1/09 (Settled 5/09; MPSC approval 6/10/09)	ü	Yes (95%)
GMO-L&P	10.25%	6/1/07	11.55%	17mm	\$15mm	9/1/09 (Settled 5/09; MPSC approval 6/10/09)	ü	Yes (95%)
GMO-Steam	— ³	N/A	11.55%	1mm	\$1mm	7/1/09 (Settled 5/09; MPSC approval 6/10/09)	ü	Yes (85%)
KCP&L-MO	10.75%	1/1/08	11.55%	102mm	\$95mm	9/1/09 (Settled 4/09; MPSC approval 6/10/09)	ü	No
KCP&L-KS	— ³	N/A	11.40%	72mm	\$59mm	8/1/09 (Settled 6/18; KCC approval 6/24/09)	ü	Yes (100%)

¹ ROE of 10.75% originally requested in all cases; requests increased in rebuttal testimony based on financial market developments. All cases settled; ROE not disclosed

² Missouri mandatory Renewable Portfolio Standard of 2% by 2011, 10% by 2018 and 15% by 2021; Kansas has targets of 10% by 2011, 15% by 2016 and 20% by 2020

³ "Black Box" settlement - ROE not disclosed

Missouri Regulatory Update

Rate Cases Filed September 2008:

KCP&L

- \$95 million rate increase (incl. \$10 million addl. amortization) effective 9/1/09
- Set maximum MO jurisdictional prudence exposure of latan 1 AQCS and common facilities in next rate case at \$30 million
- Deferral of costs associated with AQCS and common facilities that are in service, but not yet included in rate base
- Establishes wholesale margin threshold of \$30 million (total KCP&L; implied MO jurisdictional portion of ~\$17 million)

GMO - MPS and SJLP

- Rate increases of \$48 million for MPS / \$15 million for L&P effective 9/1/09
- Same treatment as KCP&L of prudence of GMO's portion of latan 1 AQCS and common facilities; maximum exposure in next GMO MO rate case set at \$15 million
- Same treatment as KCP&L regarding deferral of GMO's costs associated with latan 1 AQCS and common facilities in-service but not in rate base
- Continuation of GMO's electric Fuel Adjustment Clauses

GMO - Steam

- Rate increase of approximately \$1 million effective 7/1/09

Kansas Regulatory Update

Rate Case Filed September 2008:

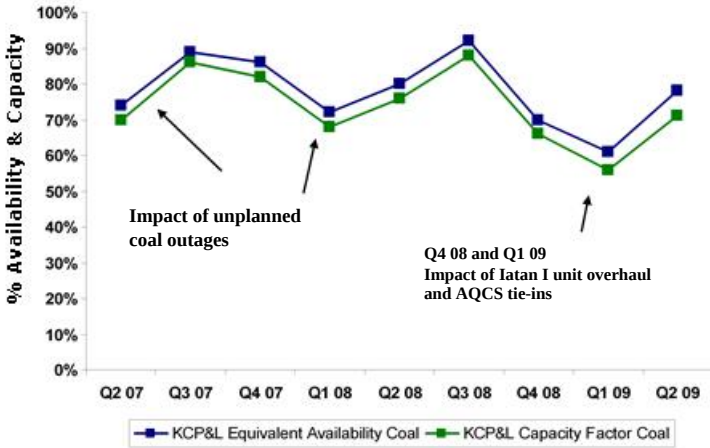
KCP&L

- Rate increases of \$59 million (incl. \$18 million additional amortization) effective 8/1/09
- Set maximum KS jurisdictional prudence exposure of later 1 AQCS and common costs in next rate case at effectively \$7.5 million

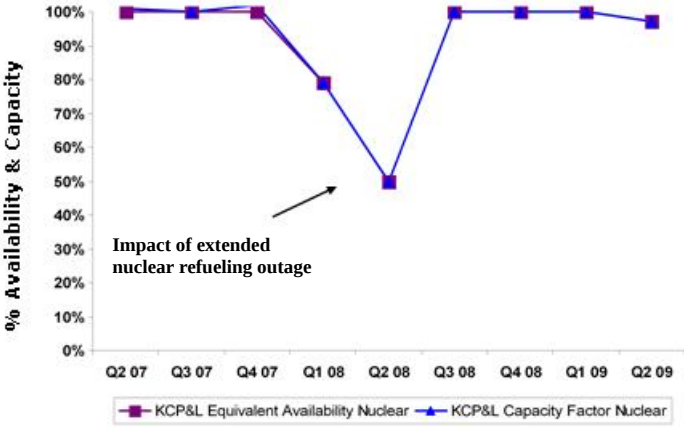


Plant Performance

KCP&L Coal Fleet

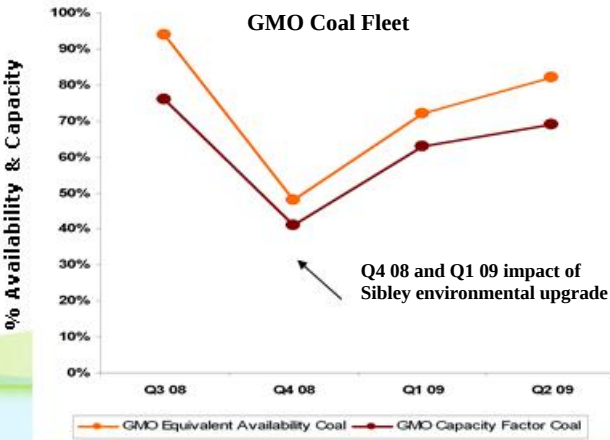


KCP&L Nuclear Plant



- Excluding Iatan 1, KCP&L's coal plant equivalent availability and capacity in 2Q 2009 was 79% and 72%, respectively
- Excluding Iatan 1, KCP&L's coal plant equivalent availability and capacity in the first half of 2009 was 77% and 71%, respectively

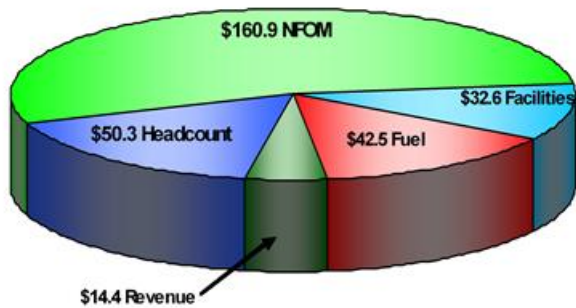
GMO Coal Fleet



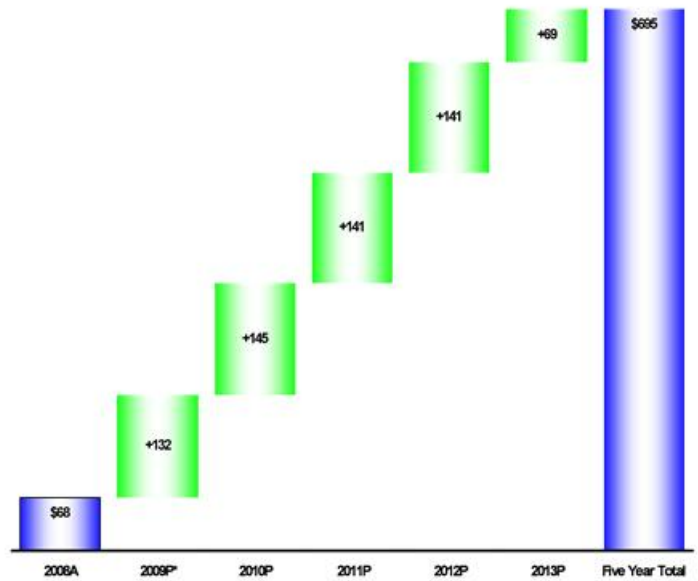
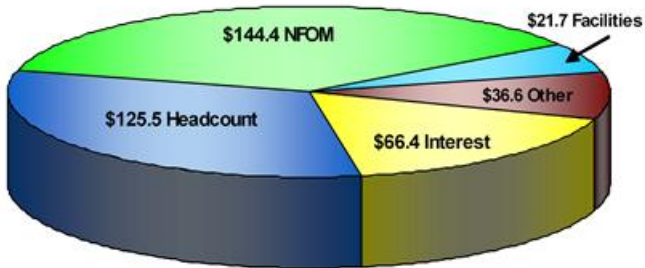
Synergies - Current View

5-Year Post Acquisition Synergy Projection

REGULATED - \$300.7



CORPORATE - \$394.6



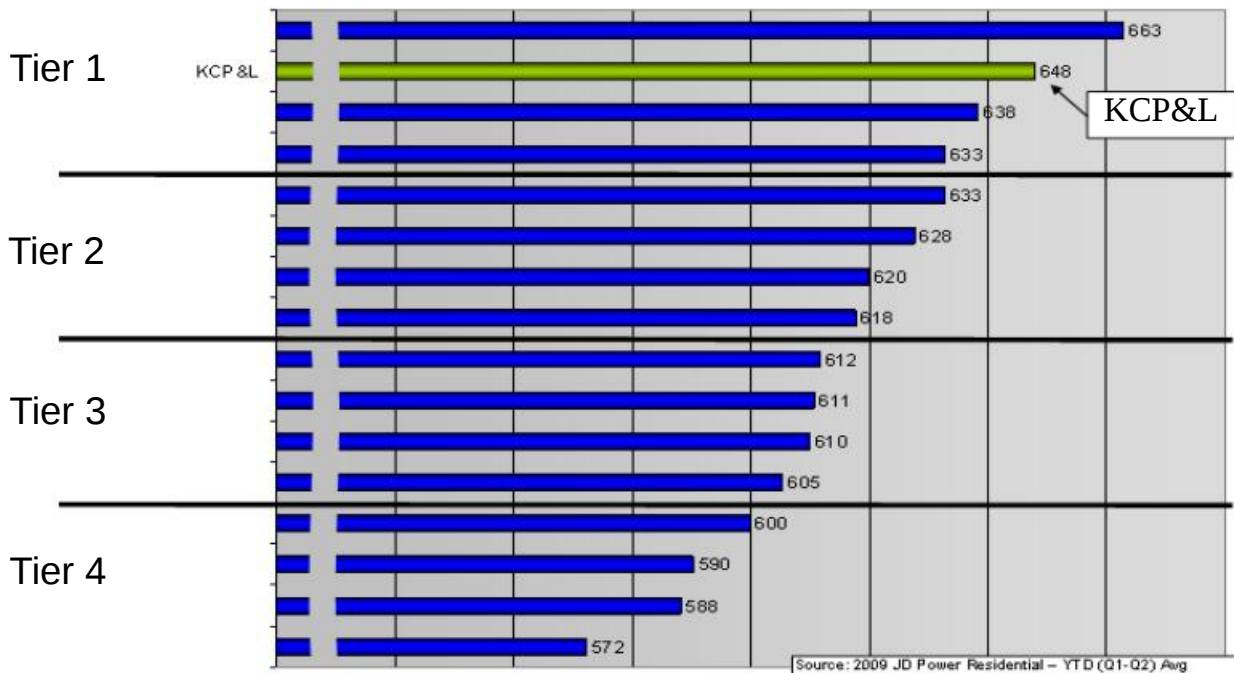
ORIGINAL TARGET = \$643M

*6 months of actual, 6 months estimated



Customer Satisfaction Tier 1

JD Power Residential Customer Satisfaction YTD Peer Group Comparison



Source: 2009 JD Power Residential - YTD (Q1-Q2) Avg



Legislative

Missouri

- Appointment of new MPSC commissioner
- Legislation supporting “recovery of and return on” energy efficiency investment signed by governor
- Proposition C continues in rule- making phase

Kansas

- Formal reappointment of one KCC commissioner
- Omnibus energy bill with an RPS, net metering and other measures signed by governor.

Financial Overview



GREAT PLAINS ENERGY
Consolidated Earnings and Earnings Per Share
Three Months Ended June 30
(Unaudited)

	Earnings		Earnings per Great Plains Energy Share	
	2009	2008	2009	2008
	(millions)			
Electric Utility	\$ 42.8	\$ 7.9	\$ 0.33	\$ 0.09
Other	(5.9)	5.3	(0.05)	0.06
Income from continuing operations	36.9	13.2	0.28	0.15
Strategic Energy discontinued operations	(3.1)	(18.2)	(0.02)	(0.21)
Net income (loss)	33.8	(5.0)	0.26	(0.06)
Less: Net income attributable to noncontrolling interest	(0.1)	-	-	-
Net income (loss) attributable to Great Plains Energy	33.7	(5.0)	0.26	(0.06)
Preferred dividends	(0.4)	(0.4)	-	-
Earnings (loss) available for common shareholders	\$ 33.3	\$ (5.4)	\$ 0.26	\$ (0.06)

- Electric Utility segment earnings increased \$34.9 million as a result of a) GMO utility operations earnings; b) improved operating results at KCP&L; and c) lower taxes at KCP&L
- Other segment earnings decreased \$11.3 million primarily as a result of increased interest from the equity units issued in May and various favorable impacts reflected in 2008 earnings
- Loss from the discontinued operations of Strategic Energy, which Great Plains sold in June 2008, was about \$15 million less than 2008
- An approximate 50% increase in average number of shares outstanding since the second quarter of 2008 resulted in \$0.13 per share dilution



GREAT PLAINS ENERGY
Consolidated Earnings and Earnings Per Share
Year to Date June 30
(Unaudited)

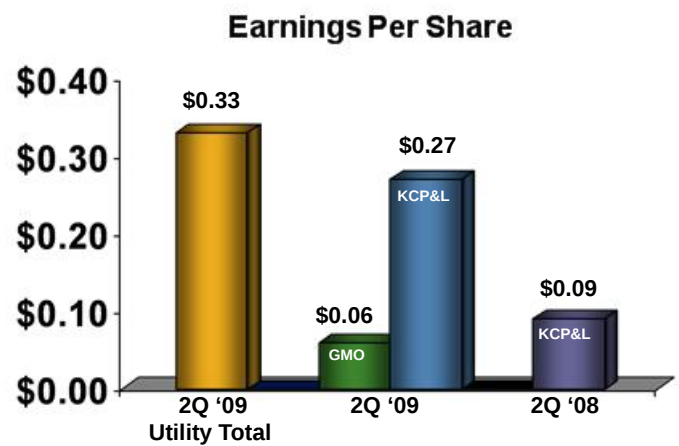
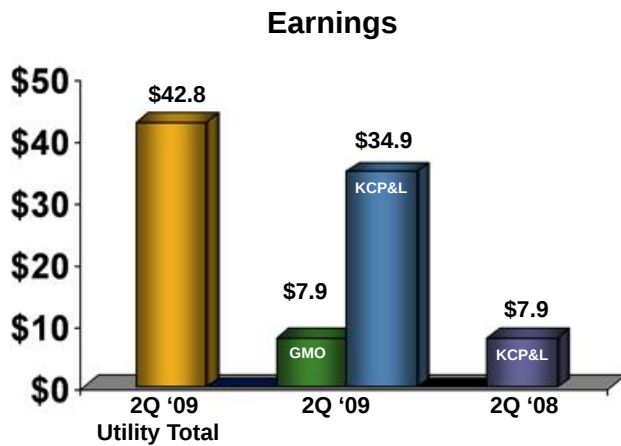
	Earnings		Earnings per Great Plains Energy Share	
	2009	2008	2009	2008
	(millions)			
Electric Utility	\$ 50.2	\$ 24.9	\$ 0.41	\$ 0.29
Other	8.4	(17.1)	0.07	(0.20)
Income from continuing operations	58.6	7.8	0.48	0.09
Strategic Energy discontinued operations	(3.1)	34.7	(0.03)	0.40
Net income	55.5	42.5	0.45	0.49
Less: Net income attributable to noncontrolling interest	(0.1)	-	-	-
Net income attributable to Great Plains Energy	55.4	42.5	0.45	0.49
Preferred dividends	(0.8)	(0.8)	(0.01)	-
Earnings available for common shareholders	\$ 54.6	\$ 41.7	\$ 0.44	\$ 0.49

- Increased Electric Utility segment earnings of \$25.3 million attributable to a) GMO utility operations earnings; b) higher AFUDC at KCP&L; and c) lower taxes at KCP&L
- Increased Other segment earnings of \$25.4 million due primarily to GMO non-utility operations' contribution, primarily from a tax benefit related to an audit settlement, and various unfavorable impacts included in 2008 results
- Loss in 2009 related to a tax accrual for the discontinued operations of Strategic Energy compares unfavorably to earnings from discontinued operations for the first half of 2008
- Increase of 38.1 million average dilutive shares outstanding resulted in \$0.20 per share dilution



Electric Utility Second Quarter Results

(millions except where indicated)



Key Earnings Drivers:

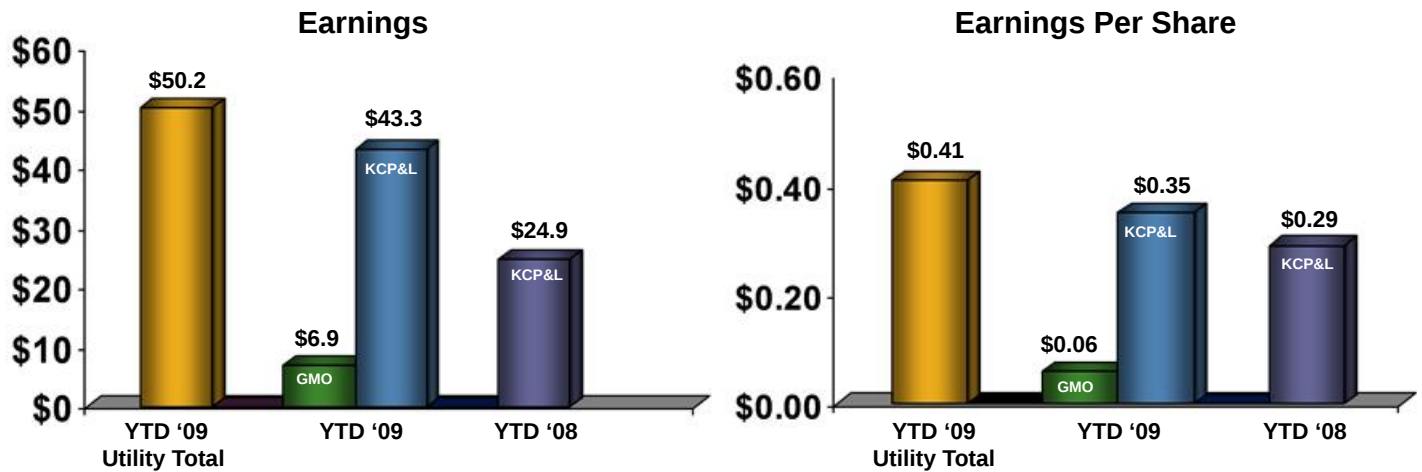
- + GMO utility operations earnings contribution of \$7.9 million or \$0.06 per share
- + Decline in KCP&L's purchased power expense of \$23.8 million
- + Decreased income taxes of \$13.0 million at KCP&L (higher in '08 due to change in composite tax rate)
- + Decreased non-fuel O&M of \$8.3 million at KCP&L

- Decline in wholesale revenue of \$11.5 million, or 21% at KCP&L
- Increased depreciation and amortization of \$4.4 million at KCP&L
- Increased interest expense at KCP&L, net of AFUDC, of \$3.3 million
- Higher shares outstanding caused electric utility segment dilution of \$0.17



Electric Utility Year-to-Date Results

(millions except where indicated)



Earnings Drivers:

- + GMO utility earnings contribution of \$6.9 million or \$0.06 per share
- + Decreased purchase power expense of \$30.2 million at KCP&L
- + Decreased income taxes of \$13.4 million at KCP&L
- + Increase in KCP&L's AFUDC equity of \$7.1 million
- + Decreased non-fuel operations and maintenance expense of \$6.9 million at KCP&L

- Reduced KCP&L revenues of \$30.3 million, including \$27.3 million drop in wholesale
- Increased KCP&L depreciation and amortization of \$5.8 million
- Increased interest expense, net of AFUDC, of \$3.7 million at KCP&L
- Dilution of \$0.17 caused by additional shares outstanding

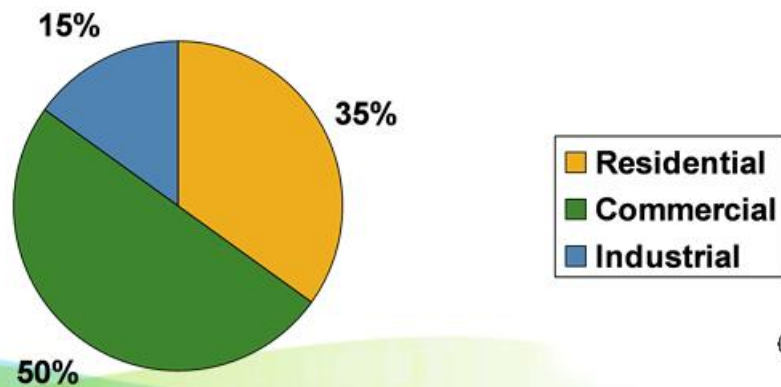


KCP&L and GMO Combined

Weather Normalized Retail MWh Sales and Customer Growth Rates

<u>GPE</u>	<u>2Q 2009 Compared to 2Q 2008</u>			<u>1st Half 2009 Compared to 1st Half 2008</u>		
	Customers	Use/Customer	Change MWh Sales	Customers	Use/Customer	Change MWh Sales
Residential	0.5%	-0.7%	-0.1%	0.5%	-0.6%	-0.1%
Commercial	0.3%	0.2%	0.5%	0.3%	0.5%	0.8%
Industrial	-0.6%	-11.0%	-11.5%	-0.6%	-9.1%	-9.6%
Weighted Avg.	0.5%	-2.1%	-1.6%	0.5%	-1.5%	-1.1%

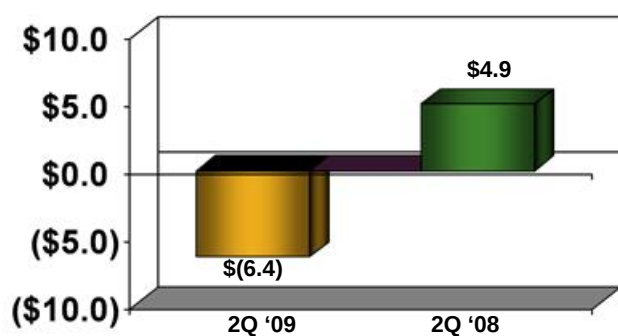
Retail MWh Sales by Customer Class 6/30/09



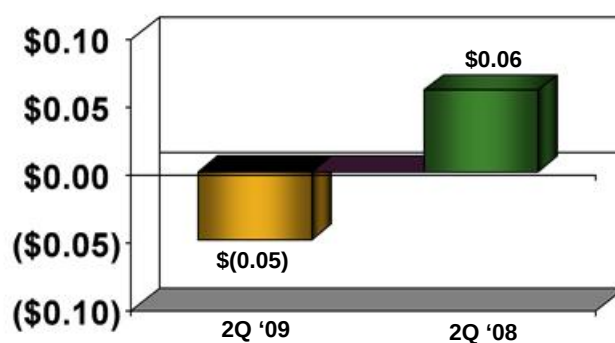
Other Segment Quarterly Results

(millions except where indicated)

Earnings



Earnings Per Share

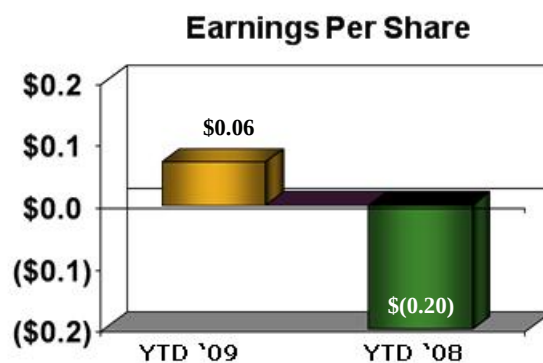
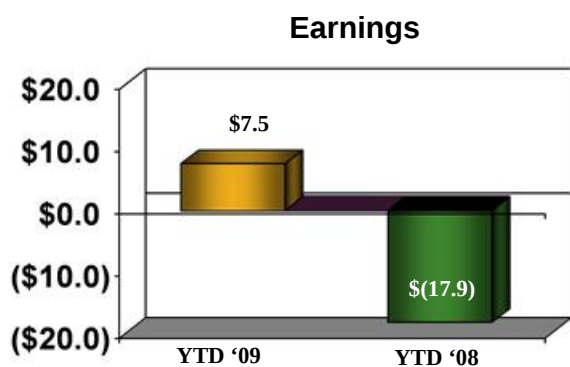


Key Earnings Drivers:

- + GMO non-utility operations contributed \$0.5 million or \$0.01 per share
- Increased interest of \$3.5 million from equity units
- Unfavorable comparison to 2008, which included positive earnings impact from interest rate hedge
- Additional shares caused anti-dilution effect of \$0.04 per share

Other Segment Year-to-Date Results

(millions except where indicated)



Key Drivers:

- + \$16.0 million first quarter GMO tax benefit
- + Favorable comparison to 2008, which included net loss of \$7.1 million from a number of items
- Higher interest expense of \$3.5 million
- Additional shares outstanding caused \$0.03 per share of dilution

Liquidity

Liquidity at 6/30/09

(in \$ millions except where indicated)

	Capacity	Outstanding	Available
KCP&L			
Revolving Credit Facility ¹	\$600.0	\$96.8	\$503.2
A/R Facility ²	100.0	70.0	30.0
GMO			
Revolving Credit Facility ³	400.0	116.0	284.0
GPE			
Revolving Credit Facility ⁴	400.0	42.9	357.1
	\$1,500.0	\$325.7	\$1,174.3

¹ Revolving credit facility used as a backstop for commercial paper issuance; outstanding amount includes \$79.8M commercial paper outstanding plus \$17M of letters of credit

² Capacity is \$70M from January-May and November-December; \$100M from June-October; Facility was renewed in July 2009 with \$95 million availability January-December

³ Outstanding amount includes \$102M in cash borrowings plus \$14M in letters of credit

⁴ Outstanding amount includes \$8M in cash borrowings and \$34.9M in letters of credit



Credit Ratings, Debt, Capital Structure

Credit Ratings

	Moody's	Standard & Poor's
Great Plains Energy		
Outlook	Negative	Negative
Corporate Credit Rating	-	BBB
Preferred Stock	Ba1	BB+
Senior Unsecured Debt	Baa3	BBB-
KCP&L		
Outlook	Negative	Negative
Senior secured Debt	A3	BBB+
Senior Unsecured Debt	Baa1	BBB
Commercial Paper	P-2	A-3
GMO		
Outlook	Negative	Negative
Senior Unsecured Debt	Baa3	BBB

Great Plains Energy Debt (\$ in millions as of 6/30/09)

	KCP&L		GMO ⁽¹⁾		GPE		Consolidated	
	Amount	Rate ⁽²⁾	Amount	Rate ⁽²⁾	Amount	Rate ⁽²⁾	Amount	Rate ⁽²⁾
Short-term Debt	\$79.8	1.28%	\$102.0	1.56%	\$8.0	0.83%	\$189.8	1.41%
Long-term Debt ⁽³⁾	\$1,776.5	6.15%	\$1,132.7	9.73%	\$387.1	9.19%	\$3,296.3	7.67%
Total	\$1,856.3	5.94%	\$1,234.7	9.00%	\$395.1	9.02%	\$3,486.1	7.32%

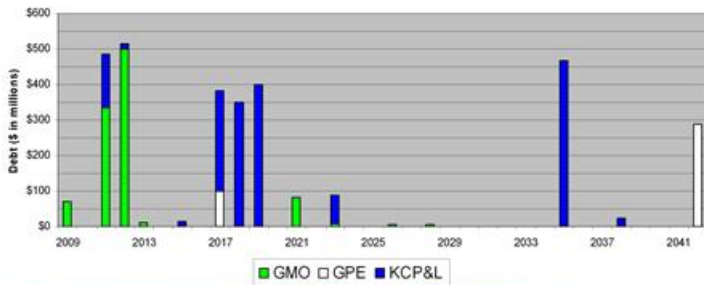
Secured debt = \$768.4 (22%), Unsecured debt = \$2,717.7 (78%)

⁽¹⁾ GPE guarantees substantially all of GMO's debt

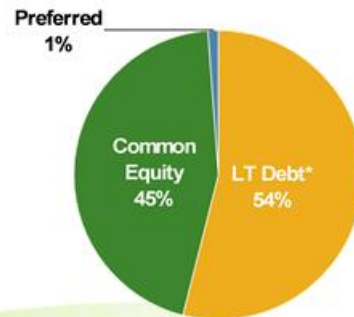
⁽²⁾ Weighted Average Rates – excludes premium/discounts and fair market value adjustments

⁽³⁾ Includes current maturities of long-term debt

Long-term Debt Maturities



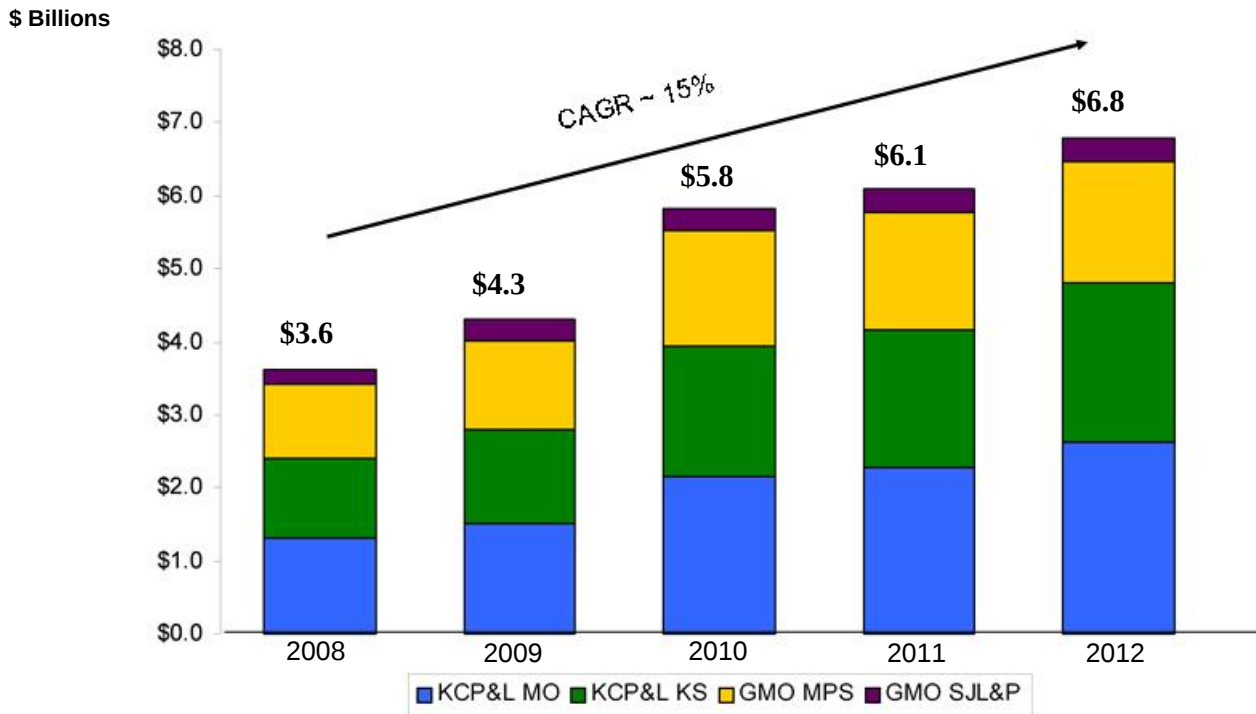
Capital Structure at 6/30/09



*Includes current maturities



Solid Rate Base Growth



- Year-end rate base projections
 - Iatan 1 and Sibley environmental in rate base 3Q09
 - Iatan 2 assumed in rate base 4Q 2010



