

SECURITIES AND EXCHANGE COMMISSION
Washington, D.C. 20549

FORM 8-K

Current Report

Pursuant to Section 13 or 15(d) of the
Securities Exchange Act of 1934

Date of Report (Date of earliest event reported): November 17, 2009

Commission File Number	Registrant, State of Incorporation, Address and Telephone Number	I.R.S. Employer Identification Number
001-32206	GREAT PLAINS ENERGY INCORPORATED (A Missouri Corporation) 1200 Main Street Kansas City, Missouri 64105 (816) 556-2200 NOT APPLICABLE (Former name or former address, if changed since last report)	43-1916803
000-51873	KANSAS CITY POWER & LIGHT COMPANY (A Missouri Corporation) 1200 Main Street Kansas City, Missouri 64105 (816) 556-2200 NOT APPLICABLE (Former name or former address, if changed since last report)	44-0308720

Check the appropriate box below if the Form 8-K filing is intended to simultaneously satisfy the filing obligation of the registrant under any of the following provisions:

- Written communications pursuant to Rule 425 under the Securities Act (17 CFR 230.425)
- Soliciting material pursuant to Rule 14a-12 under the Exchange Act (17 CFR 240.14a-12)
- Pre-commencement communications pursuant to Rule 14d-2(b) under the Exchange Act (17 CFR 240.14d-2(b))
- Pre-commencement communications pursuant to Rule 13e-4(c) under the Exchange Act (17 CFR 240.13e-4(c))

This combined Current Report on Form 8-K is being furnished by Great Plains Energy Incorporated (Great Plains Energy) and Kansas City Power & Light Company (KCP&L). KCP&L is a wholly owned subsidiary of Great Plains Energy and represents a significant portion of its assets, liabilities, revenues, expenses and operations. Thus, all information contained in this report relates to, and is furnished by, Great Plains Energy. Information that is specifically identified in this report as relating solely to Great Plains Energy, such as its financial statements and all information relating to Great Plains Energy's other operations, businesses and subsidiaries, including KCP&L Greater Missouri Operations Company (GMO), does not relate to, and is not furnished by, KCP&L. KCP&L makes no representation as to that information. Neither Great Plains Energy nor GMO has any obligation in respect of KCP&L's debt securities and holders of such securities should not consider Great Plains Energy's or GMO's financial resources or results of operations in making a decision with respect to KCP&L's debt securities. Similarly, KCP&L has no obligation in respect of securities of Great Plains Energy or GMO.

Item 7.01 Regulation FD Disclosure

On November 18, 2009, Great Plains Energy will make a presentation to the Kansas City Securities Association. A copy of the presentation slides to be used in the presentation is attached hereto as Exhibit 99.1.

The presentation slides contain information regarding KCP&L. Accordingly, information in the presentation slides relating to KCP&L is also being furnished on behalf of KCP&L.

The information under this Item 7.01 and in Exhibit 99.1 hereto is being furnished and shall not be deemed filed for the purpose of Section 18 of the Securities Exchange Act of 1934, as amended. The information under this Item 7.01 and Exhibit 99.1 hereto shall not be deemed incorporated by reference into any registration statement or other document pursuant to the Securities Act of 1933, as amended, unless otherwise expressly indicated in such registration statement or other document.

Financial Statements and Exhibits

Item 9.01

(d) Exhibit No.

99.1 Kansas City Securities Association presentation slides (furnished and not deemed filed for the purpose of Section 18 of the Securities Exchange Act of 1934, as amended).

SIGNATURES

Pursuant to the requirements of the Securities Exchange Act of 1934, the registrant has duly caused this report to be signed on its behalf by the undersigned hereunto duly authorized.

GREAT PLAINS ENERGY INCORPORATED

/s/ Michael W. Cline
Michael W. Cline
Vice President-Investor Relations and Treasurer

KANSAS CITY POWER & LIGHT COMPANY

/s/ Michael W. Cline
Michael W. Cline
Vice President-Investor Relations and Treasurer

Date: November 17, 2009.

Exhibit Index

Exhibit No.	Title
99.1	Kansas City Securities Association presentation slides (furnished and not deemed filed for the purpose of Section 18 of the Securities Exchange Act of 1934, as amended).

Great Plains Energy

Kansas City Securities Association Presentation

November 18, 2009



Company Representatives

Terry Bassham
Executive Vice President
Finance & Strategic Development
and Chief Financial Officer

Michael Cline, Vice President
Investor Relations & Treasurer
816-556-2622
michael.cline@kcpl.com

Ellen Fairchild, Director
Investor Relations
816-556-2083
ellen.fairchild@kcpl.com

Eula Jones
Investor Relations Analyst
816-556-2080
eula.jones@kcpl.com



Forward Looking Statement

Statements made in this presentation that are not based on historical facts are forward-looking, may involve risks and uncertainties, and are intended to be as of the date when made. Forward-looking statements include, but are not limited to, the outcome of regulatory proceedings, cost estimates of the Comprehensive Energy Plan and other matters affecting future operations. In connection with the safe harbor provisions of the Private Securities Litigation Reform Act of 1995, the registrants are providing a number of important factors that could cause actual results to differ materially from the provided forward-looking information. These important factors include: future economic conditions in regional, national and international markets and their effects on sales, prices and costs, including, but not limited to, possible further deterioration in economic conditions and the timing and extent of any economic recovery; prices and availability of electricity in regional and national wholesale markets; market perception of the energy industry, Great Plains Energy, KCP&L and GMO; changes in business strategy, operations or development plans; effects of current or proposed state and federal legislative and regulatory actions or developments, including, but not limited to, deregulation, re-regulation and restructuring of the electric utility industry; decisions of regulators regarding rates KCP&L and GMO can charge for electricity; adverse changes in applicable laws, regulations, rules, principles or practices governing tax, accounting and environmental matters including, but not limited to, air and water quality; financial market conditions and performance including, but not limited to, changes in interest rates and credit spreads and in availability and cost of capital and the effects on nuclear decommissioning trust and pension plan assets and costs; impairments of long-lived assets or goodwill; credit ratings; inflation rates; effectiveness of risk management policies and procedures and the ability of counterparties to satisfy their contractual commitments; impact of terrorist acts; increased competition including, but not limited to, retail choice in the electric utility industry and the entry of new competitors; ability to carry out marketing and sales plans; weather conditions including, but not limited to, weather-related damage and their effects on sales, prices and costs; cost, availability, quality and deliverability of fuel; ability to achieve generation planning goals and the occurrence and duration of planned and unplanned generation outages; delays in the anticipated in-service dates and cost increases of additional generating capacity and environmental projects; nuclear operations; workforce risks, including, but not limited to, retirement compensation and benefits costs; the ability to successfully integrate KCP&L and GMO operations and the timing and amount of resulting synergy savings; and other risks and uncertainties.

This list of factors is not all-inclusive because it is not possible to predict all factors. Other risk factors are detailed from time to time in Great Plains Energy's and KCP&L's most recent quarterly report on Form 10-Q or annual report on Form 10-K filed with the Securities and Exchange Commission. Any forward-looking statement speaks only as of the date on which such statement is made. Great Plains Energy and KCP&L undertake no obligation to publicly update or revise any forward-looking statement, whether as a result of new information, future events or otherwise.



Strong Platform for Long-Term Growth

100% Regulated Electric Utility Operations Focus

- Strong Midwest electric utilities focused on regulated operations in Missouri and Kansas
- Diversified customer base includes 820,000 residential, commercial, and industrial customers
- ~6,000 Megawatts of generation capacity
- Low-cost generation mix - projected 76% coal, 17% nuclear (Wolf Creek) in 2009

Attractive Platform for Long-Term Earnings Growth

- Growth and stability in earnings driven by sizable regulated investments as part of the Comprehensive Energy Plan ("CEP")
 - Wind and environmental retrofit components of CEP in place; latan 2 baseload coal plant targeted for completion in late summer 2010
- Anticipated growth beyond 2010 driven by additional environmental capex and wind

Focused Regulatory Approach

- Successful outcomes in 2006, 2007 and 2008 rate cases in Missouri and Kansas
- Combined annual rate increases from 2008 cases of \$59mm in Kansas and \$159mm in Missouri; new rates effective August 1st in Kansas and September 1st in Missouri

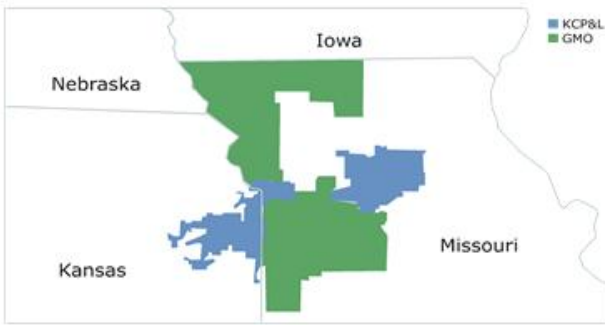
Stable and Improving Financial Position

- Cash flow and earnings heavily driven by regulated operations and cost recovery mechanisms
- Ample liquidity currently available under \$1.5bn credit facilities
- Sustainable dividend and pay-out, right-sized to fund growth and to preserve liquidity
- Committed to maintaining current investment grade credit ratings



Solid Foundation

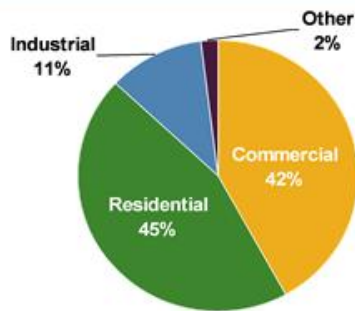
Service Territories: KCP&L and GMO



Business Highlights

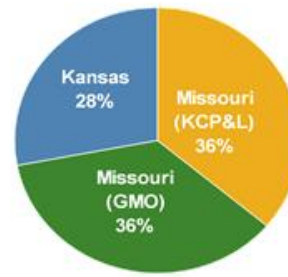
- Solid Midwest electric utility - KCP&L brand
- Transformational events in 2008 to focus business model on fully regulated utility operations
 - Sale of Strategic Energy
 - Acquisition of Aquila
- Company attributes post-acquisition
 - 820,000 customers / 3,200+ employees
 - ~6,000 MW of primarily low-cost baseload generation
 - 5-year projected synergies of \$723 million
 - ~\$7.9bn in assets and \$3.6bn in rate base at 2008YE

Pro Forma 2008 Revenue by Customer Segment



Total: \$1.7bn

Pro Forma 2008 Revenue by Utility Jurisdiction



Total: \$1.7bn



Strong Track Record of Execution

Comprehensive Energy Plan



	Project description	Comments
Wind	100 MW plant in Spearville, KS Began construction in 2005	<ul style="list-style-type: none"> ü Completed in Q3 2006 ü In rate base from 1/1/2007 ü No regulatory disallowance
LaCygne Environmental	Selective Catalytic Reduction (SCR) unit at LaCygne 1 plant	<ul style="list-style-type: none"> ü Completed in Q2 2007 ü In rate base from 1/1/2008 ü No regulatory disallowance
Iatan 1 Environmental	Air Quality Control System at Iatan 1 coal plant	<ul style="list-style-type: none"> ü Completed in Q2 2009 ü In rate base starting 3Q 2009 (KS 08/1 & MO 9/1) ü No regulatory disallowance in 2009 MO and KS cases; minimal exposure in 2010 cases
Iatan 2	Construction of Iatan 2 super-critical coal plant (850 MW; 73% GXP ownership share) ¹	<ul style="list-style-type: none"> ü On track for completion late summer 2010 ü Expected in rate base Q4 2010 / 1Q 2011

Great Plains Energy has effectively executed all elements of its Comprehensive Energy Plan to date and received positive, just, and reasonable regulatory treatment

¹ Includes post-combustion environmental technologies including an SCR system, wet flue gas desulphurization system and fabric filter to control emissions



Iatan Site Photographs - October 2009



Focused Regulatory Approach

Company	2008 rate cases							
	Last Allowed ROE	Effective Date of Last Allowed ROE	ROE requested ¹	Requested revenue increase	Stipulated / settled revenue	Tariff implementation	RPS ²	Fuel Clause?
GMO-MPS	10.25%	6/1/07	11.55%	\$66mm	\$48mm	9/1/09	ü	Yes (95%)
GMO-L&P	10.25%	6/1/07	11.55%	17mm	\$15mm	9/1/09	ü	Yes (95%)
GMO-Steam	— ³	N/A	11.55%	1mm	\$1mm	7/1/09	ü	Yes (85%)
KCP&L-MO	10.75%	1/1/08	11.55%	102mm	\$95mm	9/1/09	ü	No
KCP&L-KS	— ³	N/A	11.40%	72mm	\$59mm	8/1/09	ü	Yes (100%)

¹ ROE of 10.75% originally requested in all cases; requests increased in rebuttal testimony based on financial market developments. All cases settled; ROE not disclosed

² Missouri mandatory Renewable Portfolio Standard of 2% by 2011, 10% by 2018 and 15% by 2021; Kansas has targets of 10% by 2011, 15% by 2016 and 20% by 2020

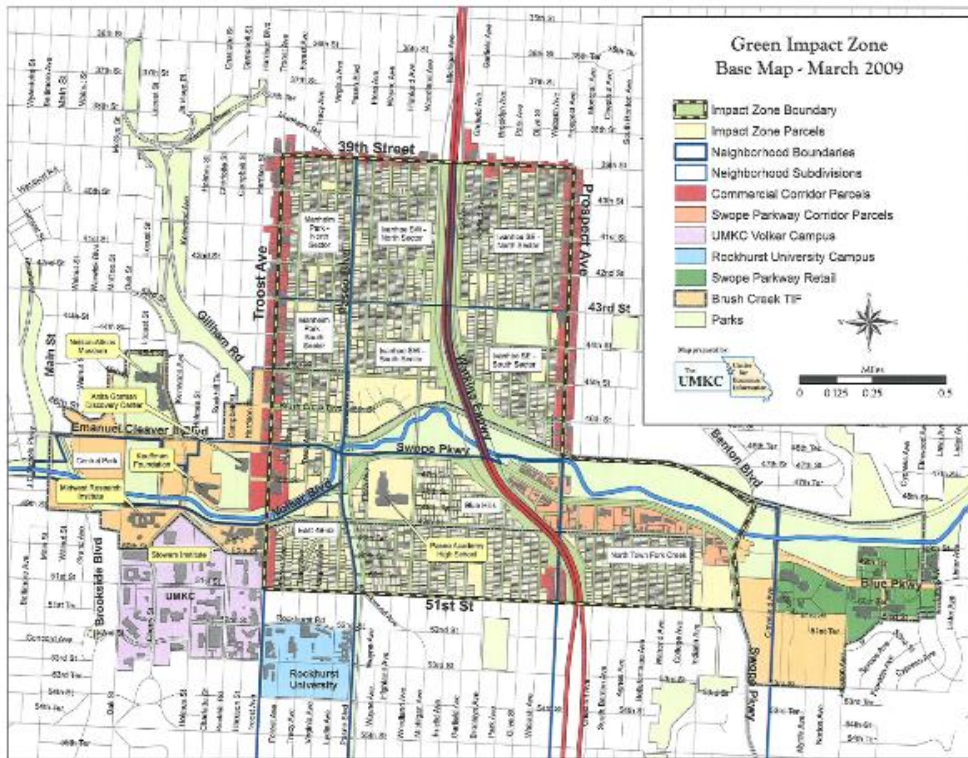
³ "Black Box" settlement - - ROE not disclosed



What's Next

- Address supply opportunities including:
 - environmental mandates,
 - renewable portfolio standards
 - fuel alternatives
- Help customers understand and manage consumption
 - smart grid
 - energy efficiency
- Explore transmission in our region

The Green Impact Zone



Adjacent to Green Impact Zone:

- Stowers Institute
- Midwest Research Institute (NREL)
- UMKC Volker Campus
- Kauffman Foundation
- Rockhurst University
- DNR Gorman Center
- Nelson-Atkins Museum

Green Impact Zone Investments: Benefits For Customers and KCP&L

KCP&L filed an application for ARRA Stimulus funding to advance energy efficiency and conduct a Smart Grid demonstration project in the Green Impact Zone. We will invest approximately \$14 million and requested Federal matching funds for approximately \$24 million and key partner funds of \$10 million for a total estimated project value of \$48 million.

Advancement of Existing Residential & C&I Energy Efficiency Programs

- Weatherization & Energy Audits
- Efficient Appliances, Lighting and HVAC Equipment
- Efficient Motors, Drives and Data Centers

Smart Grid Demonstration

- Smart Distribution
 - Substation
 - IP/RF 2-way Field Area Network (FAN)
 - Distribution Management System (DMS)
- Generation and Storage
 - Commercial Solar and Photovoltaic
 - Battery and Thermal Storage
- Smart End-Use
 - Residential & Commercial EMS Demonstration
 - In-Home Display and Interval Data
 - PHEV Charging
 - Smart Appliances and Pilot RTP or CPP Rates



Customer/Community Benefits:

- Lower utility bills**
- Increased environmental stewardship**
- Improved energy information**
- Increased local energy sector jobs**

KCP&L Benefits:

- New business model development**
- Increased reliability**
- Reduced costs**
- Greater asset utilization**
- Environmental**
- Customer satisfaction**
- Regional economic development**

What's Next Continued

- Address supply opportunities including:
 - environmental mandates,
 - renewable portfolio standards
 - fuel alternatives
- Help customers understand and manage consumption
 - smart grid
 - energy efficiency
- Explore transmission in our region

Financial Overview



GREAT PLAINS ENERGY
Consolidated Earnings and Earnings Per Share
Three Months Ended September 30
(Unaudited)

	Earnings		Earnings per Great Plains Energy Share	
	2009	2008	2009	2008
	(millions)			
Electric Utility	\$ 83.9	\$ 102.5	\$ 0.62	\$ 0.90
Other	(5.5)	2.2	(0.04)	0.02
Income from continuing operations	78.4	104.7	0.58	0.92
Strategic Energy discontinued operations	0.8	0.3	0.01	-
Net income	79.2	105.0	0.59	0.92
Less: Net income attributable to noncontrolling interest	(0.1)	-	-	-
Net income attributable to Great Plains Energy	79.1	105.0	0.59	0.92
Preferred dividends	(0.4)	(0.4)	(0.01)	-
Earnings available for common shareholders	\$ 78.7	\$ 104.6	\$ 0.58	\$ 0.92

- Electric Utility segment earnings decreased \$18.6 million primarily as a result of a) \$14.3 million decrease in operating income driven by lower wholesale revenue, higher operating expenses and depreciation, partially offset by higher retail revenue and lower purchased power; and b) an \$11.6 million increase in interest expense.
- Other segment earnings decreased \$7.8 million primarily as a result of increased interest from the equity units issued in May and a favorable 2008 impact from the reversal of interest expense related to unrecognized tax benefits.
- A 21.0 million increase in the average number of shares outstanding since the third quarter of 2008 resulted in \$0.11 per share dilution



Electric Utility Third Quarter Results

(millions except where indicated)



Key Earnings Drivers:

- + Increased retail revenue of \$22.2 million driven by GMO's inclusion for full quarter in 2009 and new retail rates partially offset by mild weather and lower weather-normalized demand
- + Decline in purchased power expense of \$24.2 million
- + Increased AFUDC of \$2.7 million

- Decline in wholesale revenue of \$28.5 million
- Increased depreciation & amortization of \$12.5 million; including \$3.8 million of additional amortization
- Increased non-fuel operating expense including \$7.5 million wind termination fee and \$5.2 million increase for GMO driven by inclusion for a full quarter in 2009
- Increased interest expense, net of AFUDC, of \$11.6 million
- Higher shares outstanding caused electric utility segment dilution of \$0.12 per share.



GREAT PLAINS ENERGY
Consolidated Earnings and Earnings Per Share
Year to Date September 30
(Unaudited)

	Earnings		Earnings per Great Plains Energy Share	
	2009	2008	2009	2008
	(millions)			
Electric Utility	\$ 134.1	\$ 127.4	\$ 1.05	\$ 1.34
Other	2.9	(14.9)	0.02	(0.16)
Income from continuing operations	137.0	112.5	1.07	1.18
Strategic Energy discontinued operations	(2.3)	35.0	(0.02)	0.37
Net income	134.7	147.5	1.05	1.55
Less: Net income attributable to noncontrolling interest	(0.2)	-	-	-
Net income attributable to Great Plains Energy	134.5	147.5	1.05	1.55
Preferred dividends	(1.2)	(1.2)	(0.01)	(0.01)
Earnings available for common shareholders	\$ 133.3	\$ 146.3	\$ 1.04	\$ 1.54

- Increased Electric Utility segment earnings of \$6.7 million mainly attributable to the inclusion of GMO's regulated utility operations for the full period in 2009;
- Increased Other segment earnings of \$17.6 million including a \$16.0 million tax benefit from an audit settlement in GMO's non-utility operation;
- Loss of \$2.3 million in 2009 related to the discontinued operations of Strategic Energy compared to earnings of \$35.0 million for the first nine months of 2008.
- Increase of 32.3 million average dilutive shares outstanding resulted in dilution of \$0.36 per share.



Electric Utility Year-to-Date Results

(millions except where indicated)



Earnings Drivers:

- + GMO utility earnings increased \$6.6 million
- + Decreased fuel and purchase power expense of \$51.0 million at KCP&L
- + Decreased income taxes of \$20.9 million at KCP&L
- + Increase in KCP&L's AFUDC equity of \$8.3 million

- Reduced KCP&L revenues of \$58.5 million, including \$52.4 million drop in wholesale
- Increased depreciation and amortization of \$13.7 million including \$3.8 million of additional amortization at KCP&L
- Increased interest expense, net of AFUDC, of \$9.4 million at KCP&L
- Dilution of \$0.36 per share caused by additional shares outstanding

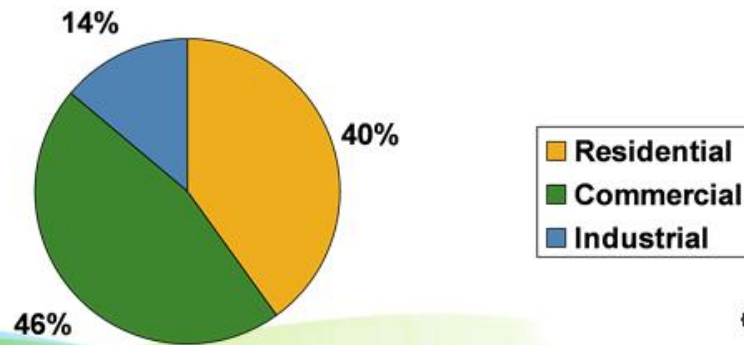


Electric Utility Segment

Weather-Normalized Retail MWh Sales and Customer Growth Rates

<u>GPE</u>	<u>3Q 2009 Compared to 3Q 2008</u>			<u>YTD 2009 Compared to YTD 2008</u>		
	Customers	Use/Customer	Change MWh Sales	Customers	Use/Customer	Change MWh Sales
Residential	0.2%	-0.1%	0.1%	0.4%	-0.4%	0.0%
Commercial	-0.4%	-2.2%	-2.5%	0.1%	-0.5%	-0.4%
Industrial	-3.5%	-5.0%	-8.2%	-1.5%	-7.7%	-9.1%
Weighted Avg.	0.1%	-2.3%	-2.2%	0.3%	-1.8%	-1.5%

Retail MWh Sales by Customer Class - Third Quarter 2009



Note: Includes GMO for full periods presented

Credit Ratings, Debt, Capital Structure

Credit Ratings

	Moody's	Standard & Poor's
Great Plains Energy		
Outlook	Negative	Negative
Corporate Credit Rating	-	BBB
Preferred Stock	Ba1	BB+
Senior Unsecured Debt	Baa3	BBB-
KCP&L		
Outlook	Negative	Negative
Senior secured Debt	A3	BBB+
Senior Unsecured Debt	Baa1	BBB
Commercial Paper	P-2	A-3
GMO		
Outlook	Negative	Negative
Senior Unsecured Debt	Baa3	BBB

Great Plains Energy Debt (\$ in millions as of 9/30/09)

	KCP&L		GMO ⁽¹⁾		GPE		Consolidated	
	Amount	Rate ⁽²⁾	Amount	Rate ⁽²⁾	Amount	Rate ⁽²⁾	Amount	Rate ⁽²⁾
Short-term Debt	\$38.0	0.52%	\$117.0	1.50%	\$39.0	0.70%	\$194.0	1.15%
Long-term Debt ⁽³⁾	\$1,760.0	6.15%	\$1,124.2	9.73%	\$387.1	10.67%	\$3,291.3	7.65%
Total	\$1,818.0	6.03%	\$1,241.2	8.89%	\$426.1	9.75%	\$3,486.3	7.47%

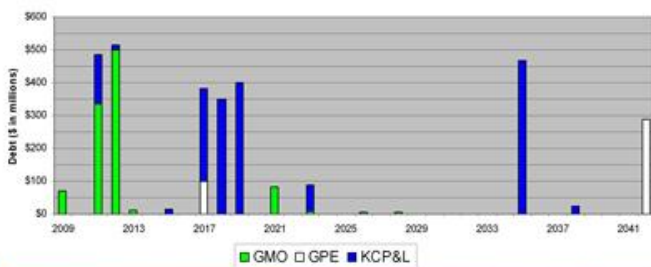
Secured debt = \$768.4 (23%), Unsecured debt = \$2,716.9 (77%)

⁽¹⁾ GPE guarantees substantially all of GMO's debt

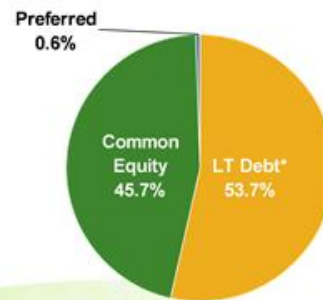
⁽²⁾ Weighted Average Rates – excludes premium/discounts and fair market value adjustments

⁽³⁾ Includes current maturities of long-term debt

Long-term Debt Maturities



Capital Structure at 9/30/09



*Includes current maturities



Strong Platform for Long-Term Growth

100% Regulated Electric Utility Operations Focus

- Strong Midwest electric utilities focused on regulated operations in Missouri and Kansas
- Diversified customer base includes 820,000 residential, commercial, and industrial customers
- ~6,000 Megawatts of generation capacity
- Low-cost generation mix - projected 76% coal, 17% nuclear (Wolf Creek) in 2009

Attractive Platform for Long-Term Earnings Growth

- Growth and stability in earnings driven by sizable regulated investments as part of the Comprehensive Energy Plan ("CEP")
 - Wind and environmental retrofit components of CEP in place; latan 2 baseload coal plant targeted for completion in late summer 2010
- Anticipated growth beyond 2010 driven by additional environmental capex and wind

Focused Regulatory Approach

- Successful outcomes in 2006, 2007 and 2008 rate cases in Missouri and Kansas
- Combined annual rate increases from 2008 cases of \$59mm in Kansas and \$159mm in Missouri; new rates effective August 1st in Kansas and September 1st in Missouri

Stable and Improving Financial Position

- Cash flow and earnings heavily driven by regulated operations and cost recovery mechanisms
- Ample liquidity currently available under \$1.5bn credit facilities
- Sustainable dividend and pay-out, right-sized to fund growth and to preserve liquidity
- Committed to maintaining current investment grade credit ratings



Great Plains Energy

Kansas City Securities Association Presentation

November 18, 2009



